

Part List

- mechanical -



Xperia™ Z5
Premium
E6853

Xperia™ Z5
Premium Dual
E6833, E6883

CONTENTS

1 Part List 3

1.1 E6853/E6833/E6883 Common Parts 4

1.2 E6853 Specific Parts 11

1.3 E6833/E6883 Specific Parts 13

2 Appendix 15

3 Revision History 17

1 Part List

The following parts are available for order in 'E-star'.

The 'E-star' name of a part may often be complex and even confusing, so the name of certain parts mentioned in the Working Instructions, Repair Movies and Troubleshooting Guide are often referred to by a simple descriptive name for better understanding.

Both names (designations) will in that case be included in this Part List, where the name being used in the documents mentioned above is underlined, e.g. Battery Cover.

RLC, Reversed Logistic Classification column for replaced part handling, See the Spare part handling chapter in Mechanical/Generic Repair Manual (1220-1333).


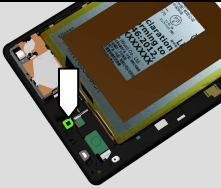

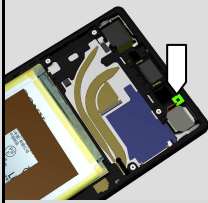

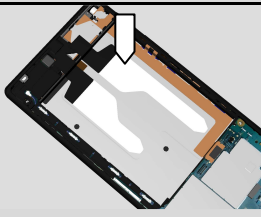

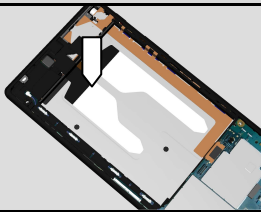

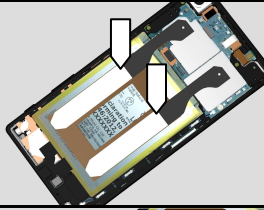

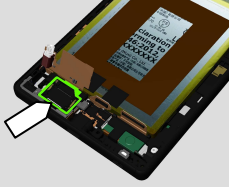

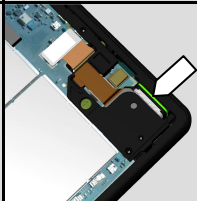
1.1 E6853/E6833/E6883 Common Parts

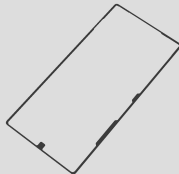
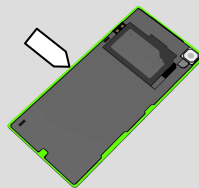



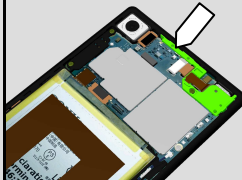

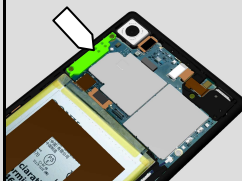
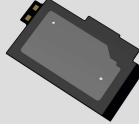
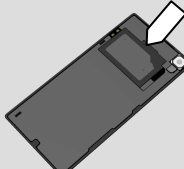

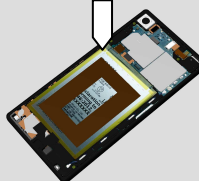
The following parts are available for order in 'E-star'.

The 'E-star' name of a part may often be complex and even confusing, so the name of certain parts mentioned in the Working Instructions, Repair Movies and Troubleshooting Guide are often referred to by a simple descriptive name for better understanding.

Both names (designations) will in that case be included in this Part List, where the name being used in the documents mentioned above is underlined, e.g. Battery Cover.

The following location pictures are used with E6853.

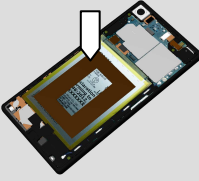


Designation	Part No.	RLC	Part	Location
Adhesive 1st Mic	1296-2924	C		
Adhesive 2nd Mic	1296-2925	C		
Adhesive Battery A	1296-3006	C		
Adhesive Battery B	1296-6429	C		
Adhesive Battery Rear	1299-4907	C		
Adhesive FPC Speaker	1296-2997	C		
Adhesive WP Audio Jack	1282-1919	C		


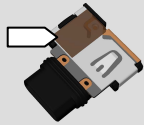

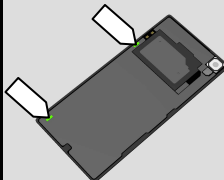


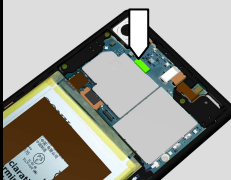

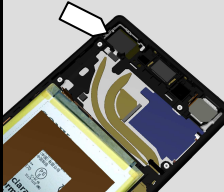




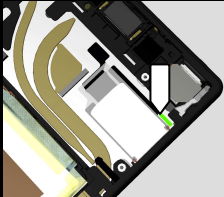
Designation	Part No.	RLC	Part	Location
Adhesive WR Panel Rear	1296-3026	C		
Adhesive WR Speaker	1296-2906	C		
Ant Cellular Main	1296-2413	C		
Ant Cellular Sub	1296-2431	C		
Ant WLAN	1296-2446	C		
Antenna NFC	1294-5038	C		
Battery	1296-2635	B		

Designation	Part No.	RLC	Part	Location
Cap 1st Mic Sub Assy	1296-2990	C		
Chat Camera	1295-7045	B		
Cushion Aco	1292-9864	C		
Cushion Battery Bottom	1296-3004	C		
Cushion TGF	1298-3200	C		
<u>Main Camera</u> FICTIVE Camera 24.5M	1293-8229	B		
Fingerprint Sensor Module	1299-2277	B		
FPC Jack Module	1294-2678	C		

Designation	Part No.	RLC	Part	Location
FPC Key Module	1294-2625	C		
FPC USB Module	1294-2699	C		
Gasket Chat camera	1296-2994	C		
Gasket Plate Display	1298-0510	C		
Gasket Shield Cam	1298-0539	C		
				
Holder Battery	1296-3003	C		
Holder Chat Camera	1289-0759	C		

Designation	Part No.	RLC	Part	Location
Holder Main Camera	1296-3002	C		
Holder USB	1296-3001	C		
Holder USB GND	1296-2984	C		
Holder Vibrator	1282-2268	C		
<u>Speaker Top</u> Loudspeaker Note! This part name comes from the naming in the past model. But in this model it is Speaker Top.	1287-2024	C		
<u>Panel Rear Sub Assy</u> Panel Rear Sub Assy Black Panel Rear Sub Assy Chrome Panel Rear Sub Assy Gold	1296-4217 1296-4219 1296-4220	B		
Plate Speaker	1296-3000	C		
Plate USB GND	1296-2985	C		
Plate Vib	1296-2998	C		

Designation	Part No.	RLC	Part	Location
RF Cable	1296-5712	C		
Screw Other Len:3.0 Diam:1.4	1270-8541	C		
Sheet Battery Rear	1299-4910	C		
Sheet BtoB Battery	1298-2829	C		
Sheet BtoB Key	1296-3011	C		
Sheet BtoB Main Cam	1296-3007	C		
Sheet BtoB Sub Cam	1296-3009	C		

Designation	Part No.	RLC	Part	Location
Sheet Insulator USB	1299-9204	C		
Sheet RF Cable	1296-3027	C		
Sheet Shade Audio Jack	1296-2981	C		
Sheet Spacer PBA	1299-4909	C		
Shield Camera	1296-2982	C		
Thermal Gap Filler Syringe	1299-2102	C		N/A
Thermal Gap Filler Tube Some country cannot import the Thermal Gap Filler Tube until the legal confirmation of the country is done.(See Appendix.)	1299-2101	C		N/A
<u>Speaker Bottom</u> Top Speaker Note! This part name comes from the naming in the past model. But in this model it is Speaker Bottom.	1277-7135	C		
Water indicator	1276-2416	C		



1.2 E6853 Specific Parts

The following parts are available for order in 'E-star'.

The 'E-star' name of a part may often be complex and even confusing, so the name of certain parts mentioned in the Working Instructions, Repair Movies and Troubleshooting Guide are often referred to by a simple descriptive name for better understanding.

Both names (designations) will in that case be included in this Part List, where the name being used in the documents mentioned above is underlined, e.g. Battery Cover.

Designation	Part No.	RLC	Part	Location
<u>Cap Combo Sub Assy</u> Cap Combo Sub Assy Black SS Cap Combo Sub Assy Chrome SS Cap Combo Sub Assy Gold SS	1296-2902 1296-3057 1296-3058	C		
<u>Display Frame Assy SS</u> Display Frame Assy Black SS Display Frame Assy Chrome SS Display Frame Assy Gold SS	1299-0613 1299-0614 1299-0615	A		
Label MoP SS	1298-7979	C		
Screw Other Len:2.6 Diam:1.4	1270-3154	C		
Sheet Guide MoP SS	1296-2949	C		
Sheet Protection MoP SS	1299-6497	C		
Sheet Slider MoP SS	1299-2148	C		

Designation	Part No.	RLC	Part	Location
Tray Combo SS	1289-8142	C		

1.3 E6833/E6883 Specific Parts



The following parts are available for order in 'E-star'.

The 'E-star' name of a part may often be complex and even confusing, so the name of certain parts mentioned in the Working Instructions, Repair Movies and Troubleshooting Guide are often referred to by a simple descriptive name for better understanding.

Both names (designations) will in that case be included in this Part List, where the name being used in the documents mentioned above is underlined, e.g. Battery Cover.

The following location pictures are used with E6833.

Designation	Part No.	RLC	Part	Location
<u>Cap Combo Sub Assy</u> Cap Combo Sub Assy Black DS Cap Combo Sub Assy Chrome DS Cap Combo Sub Assy Gold DS	1296-6442 1296-6444 1296-6445	C		
<u>Display Frame Assy DS</u> Display Frame Assy Black DS Display Frame Assy Chrome DS Display Frame Assy Gold DS	1299-0682 1299-0683 1299-0684	A		
Label MoP DS	1296-7645	C		 
Sheet Guide MoP DS	1296-6455	C		
Sheet Protection MoP DS	1300-5706	C		
Sheet Slider MoP DS	1296-6459	C		

Designation	Part No.	RLC	Part	Location
<u>Tray Combo DS</u> Tray Combo D Note! This part name comes from the naming in the past model. But in this model it is Tray Combo DS.	1295-7556	C		

2 Appendix

Here is the service county list for E6853, E6833, and E6883. Only “OK” countries may import Thermal Gap Filler.

Countries that are not-listed here may not import Thermal Gap Filler.

Contry	Status
Algeria	OK
Australia	OK new
Belgium	OK
Bosnia Herzegovina	OK
Brazil	OK
Bulgaria	OK
Canada	OK new
Chile	OK
China (Incl. Hong Kong)	OK
Colombia	OK
Costa Rica	OK
Croatia	OK
Czech	OK
Denmark	OK
Dominican Republic	OK
Ecuador	OK
Egypt	OK
El Salvador	OK
Finland	OK
France	OK
Germany	OK
Greece	OK
Guatemala	OK
Hungary	OK
India	OK new
Indonesia	OK new
Ireland	OK
Israel	OK
Italy	OK
Jordan	OK
Lithuania	OK
Malaysia	OK
Mexico	OK
Netherlands	OK
New Zeeland	OK new
Nigeria	OK
Norway	OK
Peru	OK
Philippines	OK
Poland	OK

Portugal	OK
Puerto Rico	OK new
Romania	OK
Russia	OK new
Saudi Arabia	OK
Serbia	OK new
Singapore	OK new
Slovakia	OK
South Africa	OK
Spain	OK
Sweden	OK
Switzerland	OK new
Taiwan	OK
Thailand	OK
Turkey	-
UAE	OK
UK	OK
Ukraine	OK new
Vietnam	OK

3 Revision History

Rev.	Date	Changes / Comments
1	2015-Oct-18	Initial release
2	2015-Oct-29	Country list updated (2. Appendix)